

Shear rheology of a dilute emulsion of ferrofluid droplets dispersed in a nonmagnetizable carrier fluid under the influence of a uniform magnetic field

P. Capobianchi, M. Lappa, M. S. N. Oliveira, and F. T. Pinho

Citation: *Journal of Rheology* **65**, 925 (2021); doi: 10.1122/8.0000226

View online: <https://doi.org/10.1122/8.0000226>

View Table of Contents: <https://sor.scitation.org/toc/jor/65/5>

Published by the [The Society of Rheology](#)



The advertisement features a composite image. On the left, a young child in a blue shirt is performing a split leap on a dark surface, with bright red laser lines extending from their feet across the floor. In the center, two Anton Paar rheometers are shown. The text 'True powder rheology' is prominently displayed in the upper right of the image area. The Anton Paar logo and name are in the bottom right corner, set against a red background. A 'Find out more' button is located at the bottom center.

True powder rheology

Anton Paar

Find out more



Shear rheology of a dilute emulsion of ferrofluid droplets dispersed in a nonmagnetizable carrier fluid under the influence of a uniform magnetic field

P. Capobianchi,^{1,a)} M. Lappa,¹ M. S. N. Oliveira,¹ and F. T. Pinho²

¹*James Weir Fluid Lab, Department of Mechanical and Aerospace Engineering, University of Strathclyde, 75 Montrose Street, Glasgow G1 1XJ, United Kingdom*

²*CEFT, Departamento de Engenharia Mecânica, Faculdade de Engenharia da Universidade do Porto, Rua Dr. Roberto Frias, 4200-465 Porto, Portugal*

(Received 11 January 2021; final revision received 26 May 2021; published 13 July 2021)

Abstract

The effect of a spatially uniform magnetic field on the shear rheology of a dilute emulsion of monodispersed ferrofluid droplets, immersed in a nonmagnetizable immiscible fluid, is investigated using direct numerical simulations. The direction of the applied magnetic field is normal to the shear flow direction. The droplets' extra-stress tensor arising from the presence of interfacial forces of magnetic nature is modeled on the basis of the seminal work of G. K. Batchelor [J. Fluid Mech. **41**, 545–570 (1970)] under the assumptions of a linearly magnetizable ferrofluid phase and negligible inertia. The results show that even relatively small magnetic fields can have significant consequences on the rheological properties of the emulsion due to the magnetic forces that contribute to deform and orient the droplets toward the direction of the applied magnetic vector. In particular, we have observed an increase in the effective (bulk) viscosity and a reversal of the sign of the two normal stress differences with respect to the case without magnetic field for those conditions where the magnetic force prevails over the shearing force. Comparisons between the results of our model with a direct integration of the viscous stress have provided an indication of its reliability to predict the effective viscosity of the suspension. Moreover, this latter quantity has been found to behave as a monotonic increasing function of the applied magnetic field for constant shearing flows (“magneto-thickening” behavior), which allowed us to infer a simple constitutive equation describing the emulsion viscosity. © 2021 The Society of Rheology. <https://doi.org/10.1122/8.0000226>

I. INTRODUCTION

Heterogeneous mixtures of small particles of various types such as solid particles, bubbles, and droplets dispersed in a carrier fluid are widespread in many industrial, chemical, and biological processes. Typical applications can be encountered, for instance, in the oil and gas industries, in mining processes, in electronic devices, in biomedical applications, and in the food industry. Owing to their great scientific and industrial relevance, suspensions have been the object of extensive studies over the past few decades. Yet, due to their variety and the complexity of their rheology under a wide range of conditions (e.g., the appearance of interparticle interactions, the presence of additional constraints like electric and magnetic fields, or different characteristics of the dispersed phase), suspensions are still actively investigated today.

Provided the length scale of the applied flow is large compared with the mean particle dimension, suspensions may be regarded as homogeneous fluids in some instances and their rheological properties can be evaluated using standard rheometric flows, i.e., steady shear, extensional, and small amplitude oscillatory shear flow. In a steady shear-flow experiment, the response of the system is completely characterized by three independent parameters: the shear viscosity, $\eta = \Sigma_{xy}/\dot{\gamma}$, and the two normal stress

differences, $N_1 = \Sigma_{xx} - \Sigma_{yy}$ and $N_2 = \Sigma_{yy} - \Sigma_{zz}$ (or their coefficients, $\Psi_1 = N_1/\dot{\gamma}^2$, $\Psi_2 = N_2/\dot{\gamma}^2$), where Σ is the total stress tensor (Σ_{xy} is the shear component, while Σ_{xx} , Σ_{yy} , and Σ_{zz} are the three normal components) and $\dot{\gamma}$ is the rate of deformation.

Studies on the rheology of suspensions can be traced back to the seminal work of Einstein [1,2]. Einstein showed that the effective viscosity of a dilute suspension of rigid Brownian spheres can be described as $\eta_e = \eta(1 + 2.5\phi)$, where η is the viscosity of the carrier fluid and ϕ is the volume fraction of the dispersed phase. Later, Taylor [3] obtained an analogous expression for the effective viscosity of a dilute emulsion derived in the framework of small deformation theory, $\eta_e = \eta[1 + 2.5\phi(\lambda + 2/5)/(\lambda + 1)]$, where λ is the drop-to-continuous phase viscosity ratio. In the limiting case $\lambda \rightarrow \infty$, the emulsion behaves like a dilute suspension of rigid spheres dispersed in a viscous fluid, and Taylor's equation reduces to Einstein's equation. In the opposite case, i.e., for $\lambda \rightarrow 0$, the emulsion can be regarded as a foamlike material and the expression for its effective viscosity becomes $\eta_e = \eta(1 + \phi)$ (cf., e.g., Derkach [4]).

The above-mentioned theories predict a constant (Newtonian) shear viscosity; however, it is well known that suspensions can exhibit different non-Newtonian behavior. In the case of hard sphere (HS) colloidal suspensions, the rheological properties are essentially determined by the volume fraction of the dispersed phase, ϕ , and by the Péclet number, $Pe = \tau_B \dot{\gamma}$, where τ_B is the Brownian time scale, i.e., the time required for a free particle to diffuse its own radius [5]. In the

^{a)}Author to whom correspondence should be addressed; electronic mail: paolo.capobianchi@strath.ac.uk

Brownian regime, $Pe \ll 1$ and these suspensions exhibit a Newtonian-like behavior consistent with Einstein's equation. Shear-thinning effects start to become appreciable at $Pe \approx 1$, followed by a second Newtonian regime at $Pe \gg 1$ with a viscosity that finally diverges (shear-thickening regime) at random close packing, $\phi_{RCP} \approx 0.64$ (cf. [6]). Moreover, normal stress differences can also be detected in simple shearing experiments with HS suspensions [7–9]. While these suspensions are usually characterized by a negative first normal stress difference for moderately dense regimes, transition from negative to positive N_1 can be observed at high shear rates for very dense regimes [10,11].

A particular type of dispersion of hard particles that finds a multitude of practical and scientific implications are ferrofluids (FFs). These fluids are colloidal suspensions of nanosized (typically $d_p \lesssim 10$ nm, where d_p is the particle diameter) superparamagnetic particles dispersed in a continuous fluid. Without the presence of a magnetic field, the particles remain randomly dispersed in the carrier phase due to Brownian effects and FFs can be regarded as regular nanofluids. For dilute suspensions, FFs essentially exhibit a Newtonian behavior, while for sufficiently large concentrations, shear-thinning effects may become evident (see, e.g., [12]). In the presence of magnetic fields, however, a variety of different non-Newtonian behavior may appear. In this regard, we can distinguish between the ideal scenario in which inter-particle interactions are considered absent (“non-interacting” (NI) ferrofluid models) and the case in which particle-particle interactions are non-negligible and chain-like aggregates may appear (see, e.g., Ref. 13 for a detailed overview of the subject). In the absence of particle interactions (ideal ferrofluid, in the following), the rheological behavior of the material is essentially dictated by the response of the particles to the magnetic field, in addition to Brownian and hydrodynamics effects. In such conditions, the presence of a magnetic moment imposes a constraint on the rotation of each particle (that would otherwise be free to rotate under the effect of the vorticity component of the flow). As a result, an additional viscous dissipation appears, which ultimately leads to an increase in the suspension viscosity (magnetoviscous effect [14,15]), usually accounted for with an additional “rotational viscosity,” η_r . Several theories have succeeded in describing this effect for noninteracting particles. Worth mentioning is the early macroscopic (phenomenological) theory of Shilomis [16] and the subsequent microscopic theories of Brenner and Weissman [17] and Martsenyuk *et al.* [18]. Specifically, Martsenyuk *et al.* [18] derived an expression for the rotational viscosity, which is proportional to the particle volume fraction, ϕ , and the Langevin parameter, i.e., $\eta_r(\beta) = \frac{3}{2}\eta\phi\beta L(\beta)/(\beta - L(\beta))$, where $\beta = mH/k_B T$ is the Langevin parameter in which m is the magnetization moment, H is the intensity of the magnetic field, k_B is the Boltzmann constant, and T is the absolute temperature, whereas $L(\beta)$ represents the Langevin function. Hence, it can be observed that in the absence of magnetic field, $\eta_r(0) = 0$, while, on the contrary, if the field is strong enough to prevent completely particle rotation, $\eta_r(\infty) = \frac{3}{2}\eta\phi$. Since the volume fraction of spherical particles is $\phi \approx 0.74$ near the densest close packing, the maximum rotational viscosity predictable by the theory of Martsenyuk *et al.* [18] is $\eta_{r,\max} \approx 1.1\eta$.

Despite the success of these theories on capturing the magnetoviscous effect in very dilute FFs (e.g., see the comparison between experiments and the theory of Martsenyuk *et al.* [18] reported in McTague [15]), the agreement with experiments for a moderately to highly concentrated suspension is unsatisfactory (a relative increment in a viscosity of about 200% with respect to the continuous liquid phase viscosity η was already detected in the early observation of Rosensweig *et al.* [14]). Such discrepancies might be justified considering the occurrence of interactions between particles. Indeed, it is well known that upon the application of a magnetic field, dipolar and steric interactions may promote the formation of chainlike aggregates (distinguishing mark of nonideal FFs) which, on the one hand, contribute to enhance the aforementioned magnetoviscous effect, and, on the other hand, confer additional rheological attributes that are typically encountered in non-Newtonian fluids, such as shear-thinning effects, a yield stress [19], and viscoelastic effects, namely, normal stress differences in simple shearing flow [20,21].

Similarly to HS suspensions, emulsions also exhibit several non-Newtonian features. Contrarily to HS, however, the deformability of the dispersed phase introduces additional complexity into the system, originating rheological properties that are intimately connected to the morphological microstructure of the droplets evolving under the effect of a flow. Deformation-induced shear-thinning is a distinguishing mark of these systems (see, for instance, [4]). Moreover, unlike HS suspensions, emulsions are usually characterized by a positive first normal stress difference [22,23], a signature of viscoelasticity, although some authors have reported a reversal in the sign of N_1 attributed to the presence of inertial effects [24].

After the early efforts of Taylor [3,25], many authors attempted to unveil the richness of the physics involved in the dynamics of emulsions evolving under different flow conditions. The amount of literature regarding this subject is indeed very vast. Oldroyd [26] derived a linear viscoelastic constitutive equation for time-dependent flows, corroborated by expressions for the relaxation and retardation times of the fluid proportional to the droplet capillary time scale. Later, Schowalter *et al.* [27] investigated the behavior of a drop under steady shear adopting a first-order perturbation method and determined a positive N_1 and a negative N_2 , both proportional to the square of the rate of deformation, $\dot{\gamma}$. Frankel and Acrivos [28] generalized the theory of Schowalter *et al.* [27] for a time-dependent shearing flow for a dilute emulsion and obtained the expression for the stress tensor. Subsequently, Cox [29] provided a solution for the drop shape in a rather general time-dependent creeping flow.

In addition to these works, which were specifically aimed at determining the flow field and the morphological configuration of a single drop under certain flow conditions, other authors developed theories aimed at describing the rheological properties of suspensions in terms of average particle interfacial stress [30–32]. In particular, Batchelor [30] obtained an expression for the bulk stress of a suspension of particles of generic shape and constitution (solid particles, drops, capsules, etc.) in Newtonian fluids in the absence of external body forces, while allowing for the presence of

couples exerted on those particles. Apart from these limiting assumptions, the derivation of Batchelor [30] is rather general and can, in principle, be adopted for any type of suspension regardless of the concentration of the dispersed phase. Later, Choi and Schowalter [33] determined constitutive equations for nondilute suspensions adopting the definition of interfacial stress tensor given in Batchelor [30].

More recently, various authors have approached the problem from a phenomenological perspective and succeeded in obtaining accurate predictions for both droplet conformation and rheological behavior of dilute emulsions [34–36].

Aside from viscous (and possibly inertial [24]) effects arising from the presence of an imposed flow, the configuration of the dispersed phase can also be altered by additional stresses of different nature, such as electric fields (e.g., see [37–39]) and magnetic fields [40–44]. In the latter case, at least one phase must be composed of a magnetizable material. Cunha *et al.* [43] derived a model for the interfacial stress tensor developing in the presence of uniform magnetic fields. Then, they applied their model to the two-dimensional problem of a dilute emulsion composed of FF droplets surrounded by a nonmagnetizable fluid under a steady shearing flow and a uniform magnetic field acting in both the normal and parallel directions with respect to the imposed flow. They calculated the effective viscosity by integrating the viscous stresses at the wall and found good agreement with the prediction of their model. Moreover, in both flow conditions, they found positive first normal stress differences. More recently, Ishida and Matsunaga [44] have also proposed a model for the rheology of a dilute emulsion of FF droplets dispersed in a nonmagnetizable medium approaching the problem considering two- and three-dimensional configurations and uniform magnetic fields applied along each of the three coordinate directions. They observed a reversal of normal stress differences with respect to nonmagnetic configuration when the magnetic field was parallel to the direction of the vorticity vector. Regarding the shear viscosity, their two-dimensional calculations have shown a general good agreement with the finding of Cunha *et al.* [43].

To the best of our knowledge, the above-mentioned works of Cunha *et al.* [42,43] and Ishida and Matsunaga [44] are the only ones that are aimed at investigating the rheology of emulsions in the presence of a FF phase and an imposed magnetic field. Previous works, on the other hand, have been devoted to the study of nonrheological properties such as emulsion magnetic permeability, for emulsions of FF drops in nonmagnetizable fluids (e.g., see [45–47]) as well as for inverse emulsions, i.e., for nonmagnetizable drops surrounded by a FF (cf. [48] and [49]), the formation of chained structures of FF droplets, [50] and the effect of these structures on the emulsion electrical properties [51]. Finally, it is worth mentioning the recent work of Zakinyan and Zakinyan [52] who succeeded in producing an emulsion of FF microdrops using a rotating magnetic field and showed that the resulting magnetic torque of the emulsion can be enhanced with respect to that observable in the pure FF.

From this brief account, it clearly emerges that FF emulsion shows the potential for being employed in a wide range of novel scientific and engineering applications owing to the

possibility to “tune” their mechanical and electromagnetic properties *ad hoc* with the application of opportune magnetic fields. Nevertheless, if some of the aspects related to the electromagnetic properties of these systems have been already studied theoretically and experimentally in certain detail, contrarily, works specifically aimed at investigating their rheological properties are relatively scarce. In the present work, therefore, a model based on the theory of Batchelor [30] is developed anew following a different route from those adopted in the aforementioned works of Cunha *et al.* [43] and Ishida and Matsunaga [44]. Qualitative comparisons with the previous findings reported in [43,44] provided evidence of agreement between different models on predicting shear stresses. On the contrary, discrepancies in terms of normal stress differences might be expected since the present approach predicted the reversal of the normal stress differences, while, for flow conditions comparable to ours, in the above mentioned works of Cunha *et al.* [43] and Ishida and Matsunaga [44] this occurrence was not observed. Finally, a quantitative comparison with our results and those obtained with the adoption of the model developed by Cunha *et al.* [43] is also provided.

II. PROBLEM FORMULATION

The aim of the present work is to evaluate the role played by magnetic stresses on the rheology of a dilute suspension made of FF droplets dispersed in a nonmagnetic immiscible fluid subjected to the simultaneous effect of a shearing flow and a homogeneous magnetic far field. To accomplish our goal, we consider a Couette cell, as schematized in Fig. 1, consisting of two parallel walls placed at mutual distance L_y moving in opposite directions with velocity $\pm U_0 \mathbf{e}_x$, and imposing a uniform magnetic field, $\mathbf{H}_0 = H_0 \mathbf{e}_y$, where \mathbf{e}_x and \mathbf{e}_y are the unit vectors in the x - and y -axis direction, respectively.

In order to determine the exact form of the bulk stress which will be used to evaluate the effective viscosity and normal stress difference coefficients, certain assumptions will be made.

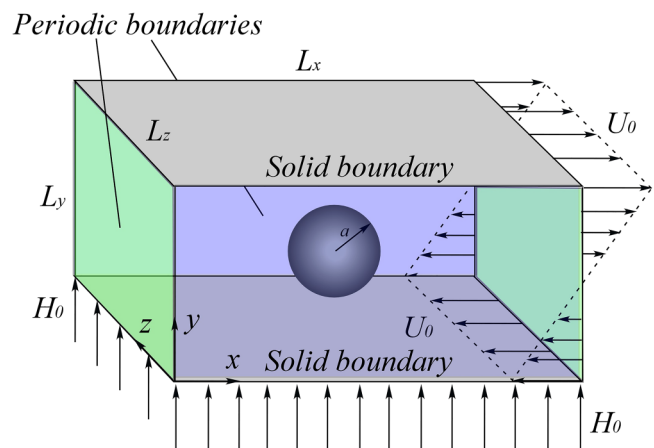


FIG. 1. Schematic representation of a drop of FF inside a Couette cell filled with a nonmagnetizable liquid subjected to the simultaneous effects of shear and a wall normal uniform magnetic field of intensity H_0 .

Both fluids will be regarded as incompressible and Newtonian, although, as we have seen for a FF the Newtonian constitutive equation for the stresses cannot be always safely inferred *a priori* (further justifications regarding this assumption will be provided below). Moreover, both phases will be characterized by the same viscosity and density. This latter assumption is necessary to avoid unwanted particle translations driven by buoyancy.

Another assumption which often is tacitly made when dealing with FFs is the hypothesis that any field-induced nonuniformity of concentration of the ferromagnetic (or ferrimagnetic) particles dispersed in the carrier fluid can be neglected (see [42,43,53–56], for instance). This simplification can be questionable [57], especially when large magnetic fields are considered (in these conditions, field-induced assemblies may appear even for relatively small particle concentrations [58]). Nevertheless, to avoid the difficulty of accounting for fluid density nonhomogeneity and to deal with an expression for the magnetic stress tensor which can be promptly adopted for the calculation of the bulk stress tensor in line with the theory of Batchelor [30], here we will ignore this complication.

Additionally, the concentration of magnetic nanoparticles in the FF phase is assumed to be sufficiently low that the magnetostatic approximation applies while assuming that the magnetization vector, \mathbf{M} , is related to the magnetic field by a linear relation, i.e., we pose $\mathbf{M} = \chi\mathbf{H}$, where χ is the magnetic susceptibility. This latter assumption restricts considerably the range of applicability of our model, circumstance that is also shared with the models previously developed by Cunha *et al.* [43] and Ishida and Matsunaga [44]. In view of these considerations, the following treatment should not be considered complete or general. Nonetheless, it may represent the starting point for ensuing, more accurate, models for the characterization of viscometric functions in the presence of a FF phase and provide results at least qualitatively in line with what one should expect in reality (as long as the above-mentioned conditions are verified, especially the hypothesis of linearly magnetizable material, arguably the most restrictive).

Finally, before embarking on the derivation of the stress model, a final remark regarding the nature of the Maxwell stress tensor (MST), which constitutes the foundation of our derivation: Broadly speaking, a body density force, \mathbf{f}^M , is said to be Maxwellian if it can be expressed through the divergence of a dyadic field, $\nabla \cdot \mathbf{T}^M \equiv \nabla \cdot \mathbf{T}^M(\mathbf{x})$, i.e., $\mathbf{f}^M = \nabla \cdot \mathbf{T}^M$ (see, e.g., [59]). This definition is rather general and goes beyond the context of electromagnetism; an example being the gravitational density force, \mathbf{g} , which can be shown to be expressible through the divergence of an adequate gravitational stress field [59]. In this work, we are dealing with a nonconducting, linearly magnetizable FF, and the relevant Maxwellian body force can be represented through the divergence of a properly defined MST, introduced in Sec. III. By virtue of this definition, the magnetic density body force can be taken into account by incorporating the MST into the true hydrodynamic stress. The theoretical implications of such *modus operandi*, however, are not as straightforward as one would imagine. Rinaldi and Brenner [59], in fact, have pointed out that such operation should be

regarded *conceptually flawed on a physical ground* and may bring to erroneous results in some circumstances which, however, are not a cause of concern in this work. Indeed, for FF flows, Rinaldi and Brenner [59] could show that the replacement of the magnetic density force by the corresponding MST counterpart in the linear (and possibly angular) momentum equations provides correct estimates of the total force (and possibly torque) acting on the fluid domain. On the contrary, the same approach might lead to an erroneous evaluation of the rate of work associated with the MST. In the present context, however, the stress model is not affected by the aforementioned limitations since, as we shall see, the MST contribution to the particle extra stress is ultimately incorporated through the first moment of the magnetic body density force.

III. BULK STRESS AND RHEOLOGICAL PROPERTIES OF THE SUSPENSION

As stated before, the main goal of the present work is to investigate the bulk stress in a dilute suspension of FF droplets embedded in a nonmagnetizable carrier fluid. To accomplish this, we rely on the definition of bulk stress introduced by Batchelor [30], considered here in its most general formulation. This will allow us to derive a model stress appropriate in the present flow configuration, i.e., in the presence of additional magnetic stresses. One of the key ingredients in deriving the effective stress is the assumption that the two fluids behave as Newtonian, thus before we proceed further we should clarify some aspects related to the rheological properties of FFs.

In Sec. I, we stated that a FF on its own may show a variety of rheological features. In particular, magnetoviscous effects may appear even upon the hypothesis of ideal FFs, i.e., when aggregate formation is not taken into account. This phenomenon, which strictly speaking should not be regarded as a non-Newtonian effect, does not put any particular restriction on the applicability of the model reported in Batchelor [30], since the viscosity of the FF phase would be fixed once the extent of the magnetic field is also fixed. Hence, in this regard, care should only be exercised on determining the viscosity of the fluid any time the magnetic field is adjusted. Put more simply, for a given set of experiments performed for a given magnetic field intensity, the viscosity of the FF remains constant, which is a necessary requirement for the adoption of the model of Batchelor [30]. On the contrary, in the presence of particle aggregation, we have seen that these fluids usually show non-Newtonian responses. Including these effects into the stress model would require the knowledge of reliable constitutive equations for the FF phase and substantial modifications of the method detailed by Batchelor [30], which are beyond the scope of the present preliminary analysis. On the basis of these considerations, we shall treat the magnetic phase as a Newtonian fluid having a constant viscosity η , having in mind that possible large discrepancies between experiments and theoretical predictions should primarily be sought among those non-Newtonian features that have been disregarded from the present stress model formulation.

Another important aspect of the theoretical development detailed by Batchelor [30] that is worth highlighting is the hypothesis that the resultant of any type of force that might act on the particle should be zero (while allowing for the presence of couples). This hypothesis is required for a definition of the bulk stress that is invariant to translation of the coordinate system. In the following, we will see that for a spatially uniform magnetic field there is no net magnetic force acting on the surface of the drop, thus magnetic stresses will be responsible for interface deformations but will not induce drop translations.

Now that the specific requirements necessary for the deduction of the bulk stress in our conditions have been pointed out, we can proceed further with the actual derivation of the model.

Without introducing any restriction on the nature of the particles that may be dispersed in the ambient fluid (e.g., they might be solid particles, drops, capsules, etc.), Batchelor [30] showed that the bulk stress in a suspension is given by the sum of different contributions attributable to the ambient fluid alone and an additional term arising from the presence of the particles. Thus, if we denote with V the whole control volume and with V_0 the volume of a particle of surface area S_0 , the expression for the bulk stress for a single particle may be written as

$$\Sigma_{ij} = \frac{1}{V} \int_{V_a} -p \delta_{ij} dV + \eta \left(\frac{\partial U_i}{\partial x_j} + \frac{\partial U_j}{\partial x_i} \right) + \Sigma_{ij}^p, \quad (1)$$

where $V_a = V - V_0$ is the volume occupied by the ambient fluid. The remaining variables appearing in Eq. (1) are the pressure p , the volume-averaged velocity gradient, $\partial U_i / \partial x_j$, i.e., the average value taken over the whole control volume, with U_i being the mean velocity of the imposed flow, differing from the local velocity, u_i , arising from the presence of the particles (their difference, $u'_i = u_i - U_i$, can be interpreted as a “perturbation” velocity), and δ_{ij} is the Kronecker delta. It should be emphasized that, in line with the convention adopted by Batchelor [30], S_0 is defined in such a way it lies on the outside of the interfacial layer, i.e., V_a is supposed to be entirely occupied by the ambient fluid. The last term on the right-hand side of Eq. (1) represents the extra-stress tensor arising from the presence of the particles, which for negligible inertia may be written as (cf. Batchelor [30])

$$\Sigma_{ij}^p = \frac{1}{V} \int_{V_0} T_{ij} dV - \frac{1}{V} \int_{S_0} \eta (u_i n_j + u_j n_i) dS, \quad (2)$$

where \mathbf{n} is the unit normal pointing outward the surface S_0 . Hence, we see that in Stokes flow conditions the contribution to the stress due to the presence of the particles is given by the sum of the volume average (bulk) of the stress tensor \mathbf{T} acting within the particle and a viscous contribution exerted on its surface by the surrounding fluid. In the particular case of drops having the same viscosity of the ambient fluid, this latter term is unimportant; nevertheless, it will be retained for the sake of completeness.

Now, we notice that we may pose [cf. Eq. (4.3) in Batchelor [30]]

$$\int_{V_0} T_{ij} dV = \int_{S_0} T_{ik} x_j n_k dS - \int_{V_0} \frac{\partial T_{ik}}{\partial x_k} x_j dV, \quad (3)$$

thus, this extra stress can be seen as the sum of a stress acting on the particle surface (obtained upon the adoption of the divergence theorem) and a volume integral contribution.

For a FF drop subjected to a uniform magnetic field, the second order tensor \mathbf{T} accounts for two contributions, namely, the surface tension stress, $\mathbf{\Gamma}$, and the magnetic stress $\boldsymbol{\tau}$. It can be shown (see, for instance, [30] or [60]) that the surface contribution to Eq. (3) due to surface tension reads

$$\int_{V_0} T_{ij} dV = \int_{S_0} \sigma k x_j n_i dS \quad (4)$$

where σ is the surface tension coefficient and k is the sum of the curvatures of any two orthogonal sections of the interface containing the local normal \mathbf{n} . The second integral of (3) can be shown to be identically zero in this particular case (see, e.g., Batchelor [30]).

Before we proceed further, some additional observations are required. In the original treatment, Batchelor [30] assumed that any body force per unit volume that might act on the flow was uniformly distributed. Owing to this hypothesis, he concluded that the second term appearing in the right-hand side of Eq. (3) may, in general, be equilibrated by a linearly varying isotropic stress which may be ignored. Hence, with allowance for inertial forces, he pointed out that this term can be replaced by an inertial contribution, $\partial T_{ij} / \partial x_j = \rho f_i$, where ρ is the fluid density, assumed to be uniform throughout the whole suspension, and f_i is the local acceleration relative to the average value of the acceleration. Thus, upon the assumption of Stokes flow conditions, he considered this contribution to be negligible. In the present conditions, however, the magnetic body force arises at the interface in the form of a discontinuity; hence, the assumption of uniform body force fails and both terms of Eq. (3) should, in principle, be retained. We shall see that the contribution to the bulk stress due to magnetic effects indeed arises from the volume integral in the right-hand side of Eq. (3).

A. Extra-stress tensor for FF droplets under the effect of a homogeneous magnetic field

For a dilute FF, the magnetostatic approximation may be invoked (e.g., see [54], [55], and [61]); thus, the magnetic field \mathbf{H} and the magnetic induction \mathbf{B} are governed by the magnetostatic Maxwell equations

$$\nabla \times \mathbf{H} = \mathbf{0}, \quad \nabla \cdot \mathbf{B} = 0, \quad (5)$$

in which $\mathbf{B} = \mu_0 \mu_r \mathbf{H}$, where μ_0 is the magnetic permeability in vacuum and μ_r is the relative magnetic permeability of the medium. For a linearly magnetizable medium, $\mu_r = 1 + \chi$ while for a nonmagnetizable material $\mu_r = 1$, since $\chi = 0$ in this case.

With these premises, the magnetic stress tensor (MST) in the case of incompressible fluids can be written as [61]

$$\boldsymbol{\tau} = -\frac{1}{2}\mu_0|\mathbf{H}|^2\mathbf{I} + \mu_0\mu_r\mathbf{H}\mathbf{H}, \quad (6)$$

i.e., the magnetic stress is the sum of an isotropic term (proportional to the unit tensor \mathbf{I} and to the square of the intensity H of the magnetic field) and a deviatoric part.

Now, we observe that the drop interface acts as a discontinuity for the MST since the surrounding medium is supposed to be nonmagnetizable (i.e., $\mu_r = 1$), while inside the FF phase we have $\mu_r = 1 + \chi$. A possible way to deal with such a discontinuity is to introduce an indicatrix (cf. [31])

$$\alpha(\mathbf{r}) = \begin{cases} 0, & \mathbf{r} \text{ in the ambient fluid,} \\ 1, & \mathbf{r} \text{ inside the drop,} \end{cases} \quad (7)$$

where \mathbf{r} is the vector position and the interface location is identified by the vector \mathbf{r}_0 . Thus, indicating with the superscript “ p ” and “ a ” quantities related to the drop (particle) and to the ambient fluid, respectively, the MST reads

$$\tau_{ij} = \alpha\tau_{ij}^{(p)} + (1 - \alpha)\tau_{ij}^{(a)}, \quad (8)$$

therefore, the magnetic body density force reads

$$f_i^m = \frac{\partial\tau_{ij}}{\partial x_j} = \alpha\frac{\partial\tau_{ij}^{(p)}}{\partial x_j} + (1 - \alpha)\frac{\partial\tau_{ij}^{(a)}}{\partial x_j} + \left[\tau_{ij}^{(a)} - \tau_{ij}^{(p)}\right]n_j\delta(\mathbf{r} - \mathbf{r}_0), \quad (9)$$

where $\delta(\mathbf{r} - \mathbf{r}_0)$ is the Dirac delta function. Noting that $\nabla \cdot \boldsymbol{\tau} = \mathbf{0}$ everywhere except at the interface location (this is because inside the drop the magnetic particles impose a uniform magnetic field and uniform magnetization, while in the ambient fluid the stress tensor is divergence-free because of the irrotational character of the magnetic field, see, for instance, Rowghanian *et al.* [55] for further explanations), we find

$$\frac{\partial\tau_{ij}}{\partial x_j} = \left[\tau_{ij}^{(a)} - \tau_{ij}^{(p)}\right]n_j\delta(\mathbf{r} - \mathbf{r}_0). \quad (10)$$

Observing that $\boldsymbol{\tau}^{(a)} = -\frac{1}{2}\mu_0H^2\mathbf{I} + \mu_0\mathbf{H}\mathbf{H}$ and $\boldsymbol{\tau}^{(p)} = -\frac{1}{2}\mu_0H^2\mathbf{I} + \mu_0(1 + \chi)\mathbf{H}\mathbf{H}$, we obtain

$$\begin{aligned} \int_{V_0} \frac{\partial\tau_{ik}}{\partial x_k}x_jdV &= -\int_{V_0} \mu_0\chi H_i H_k x_j n_k \delta(\mathbf{r} - \mathbf{r}_0)dV \\ &= -\int_{S_0} \mu_0\chi H_i H_k x_j n_k dS. \end{aligned} \quad (11)$$

Evaluation of the role played by the remaining term, i.e., the surface integral of Eq. (3) requires special considerations. First, we observe that the magnetic force will be introduced into the momentum equation (shown in Sec. IV) through the divergence of the MST. Thus, with regard to magnetic

effects, the contribution to the exchange of momentum is provided by the magnetic body force, $\mathbf{f}^m = \nabla \cdot \boldsymbol{\tau}$. In view of this, we conclude that hydrodynamic stresses of magnetic nature are generated by the sole force \mathbf{f}^m and the surface contribution to the particle extra stress should not be accounted to what concerns magnetic effects.

On the basis of the previous considerations, the particle stress tensor finally reads

$$\begin{aligned} \Sigma_{ij}^p &= \frac{1}{V} \int_{S_0} \{ \sigma k x_j n_i - \eta(1 - \lambda)(u_i n_j + u_j n_i) \\ &\quad + \mu_0\chi H_i H_k x_j n_k \} dS, \end{aligned} \quad (12)$$

where $\lambda = \eta_p/\eta$ is the ratio between the viscosities of the droplet and of the ambient fluid. Since in the present work $\lambda = 1$, this term will not be taken into account. We may note that this formulation is rather general and could also be applied to an “inverse” emulsion (i.e., for nonmagnetizable drops surrounded by an FF) or when both phases are magnetizable. In this regard, assuming the surrounding phase and drop characterized by magnetic susceptibilities, χ^a and χ^p , respectively, it would be sufficient to use the term $\mu_0(\chi^p - \chi^a)$ in place of $\mu_0\chi$.

It should be emphasized that the stress equation (12) is meaningful only for a zero-thickness interface. As we shall see, in the framework of the numerical approach adopted here the drop boundary is represented by a finite thickness layer in which α is a continuously varying function. Thus, within the interfacial region, the two divergence terms previously disregarded from Eq. (9) are not identically vanishing functions and should be reintroduced in the numerical implementation of the model. We will come back to this aspect later, when we will describe the approach in the context of the numerical framework.

We might also note that the presence of a magnetic force at the drop–fluid interface generates a torque; thus, contrarily to the surface tension tensor, the magnetic particle stress tensor is not symmetric in general. Hence, for some purposes, it might be convenient separating it into its symmetric and antisymmetric parts. With the obvious meaning of the symbols adopted [the superscript m indicates that we are considering only the magnetic term of Eq. (12)], we have

$$S_{ij}^m = \frac{1}{2} \left(\Sigma_{ij}^{p,m} + \Sigma_{ji}^{p,m} \right), \quad A_{ij}^m = \frac{1}{2} \left(\Sigma_{ij}^{p,m} - \Sigma_{ji}^{p,m} \right). \quad (13)$$

The antisymmetric part of the magnetic particle extra stress is related to the magnetic torque, \mathbf{C}^m , through the simple relationship $A_{ij}^m = -\frac{1}{2}\varepsilon_{ijk}C_k^m$, where ε_{ijk} is the Levi-Civita symbol.

Once the particle stress (12) has been computed, the steady shear rheology, which is characterized by the “excess” viscosity, η_e , and the two normal stress differences normalized by the reference shear stress $\eta\dot{\gamma}$ (in the following, N_1 and N_2 are simply termed as dimensionless normal stress

differences for the sake of brevity), is given by

$$\frac{\eta_e}{\eta} = 1 + \frac{\Sigma_{xy}^p}{\dot{\eta}}, \quad N_1 = \frac{\Sigma_{xx}^p - \Sigma_{yy}^p}{\dot{\eta}}, \quad N_2 = \frac{\Sigma_{yy}^p - \Sigma_{zz}^p}{\dot{\eta}}, \quad (14)$$

where $\dot{\eta}$ is the imposed shear rate.

Finally, we may define an average shear stress evaluated as (see, for instance, [43])

$$\Sigma_{xy} = \frac{1}{S_w} \int_{S_w} \eta \frac{\partial u_x}{\partial y} dS, \quad (15)$$

where S_w represents indistinctly the surface of one of the two lateral walls $y = 0$ or $y = 1$. From this expression, and with the aid of Eq. (1), we can finally work out an alternative expression for the particle extra shear stress,

$$\Sigma_{xy}^p = \Sigma_{xy} - \dot{\eta}. \quad (16)$$

IV. MATHEMATICAL AND NUMERICAL MODELS

The set of governing equations is solved numerically in a Cartesian frame of reference using a hybrid level set-volume-of-fluid based OpenFOAM code developed by Capobianchi *et al.* [40] on the basis of the original formulation of Yamamoto *et al.* [62]. Here, we highlight the general features of the methodology, while the reader is addressed to Capobianchi *et al.* [40] for a detailed description of the approach.

First, we observe that the discrete counterpart of the magnetostatic Maxwell equations (5) may be rewritten in terms of a scalar potential ψ in the following manner:

$$\mathbf{H} = -\nabla\psi, \quad \nabla \cdot (\mu(\mathbf{x})\nabla\psi) = 0. \quad (17)$$

On writing the second equation of (17), we adopted the ‘‘one-fluid’’ formulation, having highlighted the fact that in this context the magnetic permeability is regarded as a continuous quantity $\mu(\mathbf{x}) = \alpha(\mathbf{x})(1 + \chi)\mu_0 + (1 - \alpha(\mathbf{x}))\mu_0$ through the discrete vector position, \mathbf{x} . Here, $\alpha(\mathbf{x})$ is the standard fraction function adopted in VOF-based codes, which can be regarded as the discrete counterpart of the indicatrix function $\alpha(\mathbf{r})$ introduced in Sec. III A. Generally speaking, similar definitions apply for any other material property that may be encountered in the problem. Since we are dealing with isodense and isoviscous fluids, density and viscosity are constant in space, however, on writing the governing equations, the functional dependence of these two quantities on the position \mathbf{x} will be retained for the sake of generality.

The fluid flow obeys the isothermal and incompressible conservation of mass and Navier–Stokes equations for magnetizable fluids in the presence of a magnetic vector field

$$\nabla \cdot \mathbf{u} = 0, \quad \rho(\mathbf{x})(\partial/\partial t + (\mathbf{u} \cdot \nabla))\mathbf{u} = -\nabla p + \nabla \cdot (2\eta(\mathbf{x})\mathbf{D}) + \mathbf{f}^\sigma + \mathbf{f}^m, \quad (18)$$

where $\rho(\mathbf{x})$ is the density and $\mathbf{D} = \frac{1}{2}(\nabla\mathbf{u} + (\nabla\mathbf{u})^T)$ is the rate-of-strain tensor. The two force densities appearing on the

right-hand side of the momentum Eq. (18) account for the surface tension and the magnetic force. The former can be written as $\mathbf{f}^\sigma = \sigma k(\varphi)\mathbf{n}(\varphi)\delta(\varphi)$ (cf. [63]), where $\mathbf{n}(\varphi) = -\frac{\nabla\varphi}{\|\nabla\varphi\|}$ is the (discrete) outward normal at the drop interface, $k(\varphi) = \nabla \cdot \mathbf{n}(\varphi)$ and φ is the level-set function (see, e.g., [40] and [62] for more information). The magnetic body force density, on the basis of the assumptions made, reads as

$$\mathbf{f}^m = \nabla \cdot \left[-\frac{1}{2}\mu_0|\mathbf{H}|^2\mathbf{I} + \mu(\mathbf{x})\mathbf{H}\mathbf{H} \right]. \quad (19)$$

As anticipated, this force vanishes everywhere apart from at the interface since in the bulk of each phase the divergence of the magnetic stress tensor is identically zero. In the present numerical framework, the interface is characterized by a finite thickness, within which the MST is not divergence-free ($0 < \alpha < 1$). This fact must be taken into account on evaluating the magnetic part of the extra-stress tensor. Reintroducing the divergence terms discharged from Eq. (9), the magnetic part of the bulk stress now assumes the compact form

$$\Sigma^{p,m} = \frac{1}{V} \int_V -\mathbf{f}_m \otimes \mathbf{x} dV. \quad (20)$$

Note that the domain of integration can be conveniently extended to the entire domain since, for the reasons explained before, the magnetic force is zero everywhere except at the interface.

With reference to Eq. (20), we observe that if the origin of the coordinate system is shifted by an arbitrary vector \mathbf{x}_0 , we have

$$\begin{aligned} \Sigma^{p,m}(\mathbf{x} - \mathbf{x}_0) &= -\frac{1}{V} \int_V \mathbf{f}^m \otimes (\mathbf{x} - \mathbf{x}_0) dV \\ &= -\frac{1}{V} \int_V \mathbf{f}^m \otimes \mathbf{x} dV + \frac{1}{V} \left\{ \int_V \mathbf{f}^m dV \right\} \otimes \mathbf{x}_0, \end{aligned} \quad (21)$$

but previously we have anticipated that the rightmost integral of Eq. (21) must vanish for uniform magnetic fields, hence the statement made regarding the arbitrariness of the origin of the coordinate axes mentioned at the beginning of the previous section follows consequently.

Regarding the surface tension extra-stress tensor, we observe that a similar approach could be used. Indeed, in the present numerical framework, the surface tension contribution could be accounted for with an additional surface tension density force, \mathbf{f}^σ , added within the volume integral of Eq. (20), as done by Ishida and Matsunaga [44]. Nevertheless, we also note that this method is not strictly required since the interfacial tension is a constant, while the remaining variables are purely geometrical quantities [cf. Eq. (12)], meaning that the variable α is not involved here. Hence, once the interface location has been identified (iso-surface $\alpha = 0.5$), the interfacial extra stress can be calculated through the aid of Eq. (12).

Practically speaking, this operation was accomplished in postprocessing by extracting the surface and calculating the integral

$$\Sigma_{ij}^{p,\sigma} = \int_{S_0} \{\sigma(\delta_{ij} - n_i n_j)\} dS, \quad (22)$$

taking advantage of the identity $\int_{S_0} kx_j n_i dS = \int_{S_0} (\delta_{ij} - n_i n_j) dS$ (cf. [24] and [30]). This approach was found to be numerically more accurate, because the normal vector computed from the reconstructed interface was found to be generally more precise than the one evaluated by computing the gradient of the level-set function (this latter quantity, in turn, would serve to compute the force \mathbf{f}^σ).

The governing equations (17) and (18) are discretized in a three-dimensional computational domain having dimensions ($L_x = 2$, $L_y = 1$, $L_z = 1$) composed of ($120 \times 60 \times 60$) cells in the respective directions, x , y , and z (mesh M_0). An initially spherical drop of radius $a = 0.1$ is placed at the center of the computational Couette cell, i.e., its center being placed at the point of coordinates $(1, 1/2, 1/2)$. An octree adaptive mesh refinement is employed at the interface, adopting three consecutive levels of refinement within an iteration [the typical refined cell at the interface is cube having sides 2^3 times smaller than the parent (nonrefined) cell], with the refined mesh consisting of about 1.5 M nodes. At the boundaries $y = 0$ and $y = 1$, Dirichlet boundary conditions are applied for the velocity by imposing $\mathbf{U} = (-U_0, 0, 0)$ and $\mathbf{U} = (U_0, 0, 0)$, respectively, yielding a constant shear rate $\dot{\gamma} = 2U_0/L_y \equiv 2U_0$. A uniform magnetic far field vector, $\mathbf{H} = (0, H_0, 0)$, is set by imposing the conditions $\psi = \psi_0$ and $\psi = \psi_1$ at the boundaries $y = 0$ and $y = 1$, respectively, so that the resulting magnetic field is $H_0 = (\psi_1 - \psi_0)/L_y \equiv \psi_1 - \psi_0$. Periodic flow conditions are applied at the remaining boundaries, i.e., at $x = 0$ and $x = 2$, and at $z = 0$ and $z = 1$.

Since we are considering periodic conditions, hydrodynamic interactions between two adjacent droplets may come into play due to the relatively short extension of the domain. Confinement effects in the y -direction may also be relevant, especially for those cases where the relative strength of viscous and magnetic effects is predominant with respect to the interfacial tension (we shall see later that in these cases the drop appears largely stretched and partially aligned to the magnetic field; thus, the relative distance between the poles of the drop and the lateral wall can be critically small). The role played by these effects has been evaluated considering a droplet with halved radius, maintaining the domain size and mesh resolution, for flow conditions that provided the largest drop elongation in the vertical direction. No substantial differences were observed in relation to the corresponding case for the original drop radius; therefore, the effect of confinement can be regarded as negligible for the conditions considered here. Moreover, a mesh study was conducted considering the largest value of Bo_m (i.e., as we shall see, $\text{Bo}_m = 5.6$) for three different levels of refinement by halving the original mesh size, M_0 , one time (mesh M_1), twice (mesh M_2), and finally three times (mesh M_3). A good rate of convergence was found and all subsequent

simulations have been carried out using the resolution M_3 . Detailed information regarding the confinement and mesh studies can be found in the supplementary material [64].

Prior to embarking on the discussion of the results, we list the set of nondimensional parameters that will be used. Adopting a , $\dot{\gamma}a$, $\dot{\gamma}^{-1}$, $\eta\dot{\gamma}$, and H_0 as reference quantities for length, velocity, time, stress, and magnetic field, respectively, we can define the Reynolds number, $\text{Re} = \rho\dot{\gamma}a^2/\eta$, the capillary number, $\text{Ca} = \eta\dot{\gamma}a/\sigma$, and the magnetic Bond number $\text{Bo}_m = \mu_0 H_0^2 a/\sigma$. In the present context, $\text{Re} \ll 1$, thus, inertial effects can be neglected. The remaining two parameters represent the ratio between viscous force and interfacial tension (Ca) and the ratio between the magnetic force and interfacial tension (Bo_m); hence, the drop dynamics depend exclusively on the interplay between viscous stresses, interfacial tension, and magnetic stresses.

V. RESULTS

A. Drop morphology and rheological functions in the absence of magnetic field: Comparison with the existing theoretical models

Before discussing the role of the magnetic stress on the rheological properties of the system in the presence of magnetic effects, we assess the accuracy of the numerical approach assuming $\mathbf{H}_0 = \mathbf{0}$ by comparing our results against two different theoretical models, namely, the model proposed by Choi and Schowalter [33] (C-S model) and the morphological model of Yu *et al.* [36] (GBP-YB model), which was based on the earlier work of Grmela *et al.* [35].

To this end, Fig. 2(a) shows the drop deformation parameter, $D = (a_1 - a_2)/(a_1 + a_2)$ (here a_1 and a_2 are the major and minor axes of the drop measured on the midplane $z = 0.5$), respectively, as a function of Ca obtained with the present simulations (squared symbols) compared to the two theoretical models mentioned before. For small values of Ca , the numerical simulations and the models predict similar deformations. As Ca is increased, however, the numerical simulations always provide larger deformations. Analogously, in Fig. 2(b), we show the comparison in terms of droplet orientation, $\theta' = 45^\circ - \theta$ (measured in degrees), where θ is the angle between the drop major axis, a_1 , and the x -axis, i.e., the axis oriented along the direction of the unperturbed flow [cf. Fig. 3(b)]. It can be seen that the C-S model is in good agreement with our simulations in the whole range of Ca , while the GBP-YB model consistently predicts smaller values of θ' . Comparisons with previous numerical simulations are provided as supplementary material [64].

Figures 2(c) and 2(d) show the comparison in terms of dimensionless excess shear stress, Σ_{xy}^p , and normal stress differences, N_1 , N_2 , respectively [with abuse of notation, unless otherwise stated, in the following we shall indicate normalized stresses with the same symbolism adopted for the respective dimensional quantity, e.g., $\Sigma^p \equiv \Sigma^p/(\phi\dot{\gamma}\eta)$, being customary to divide stresses by the volume fraction $\phi = V_0/V$ of the FF phase dispersed in the ambient fluid]. The latter will be kept constant throughout the whole study and equal to $\phi \simeq 0.21\%$.

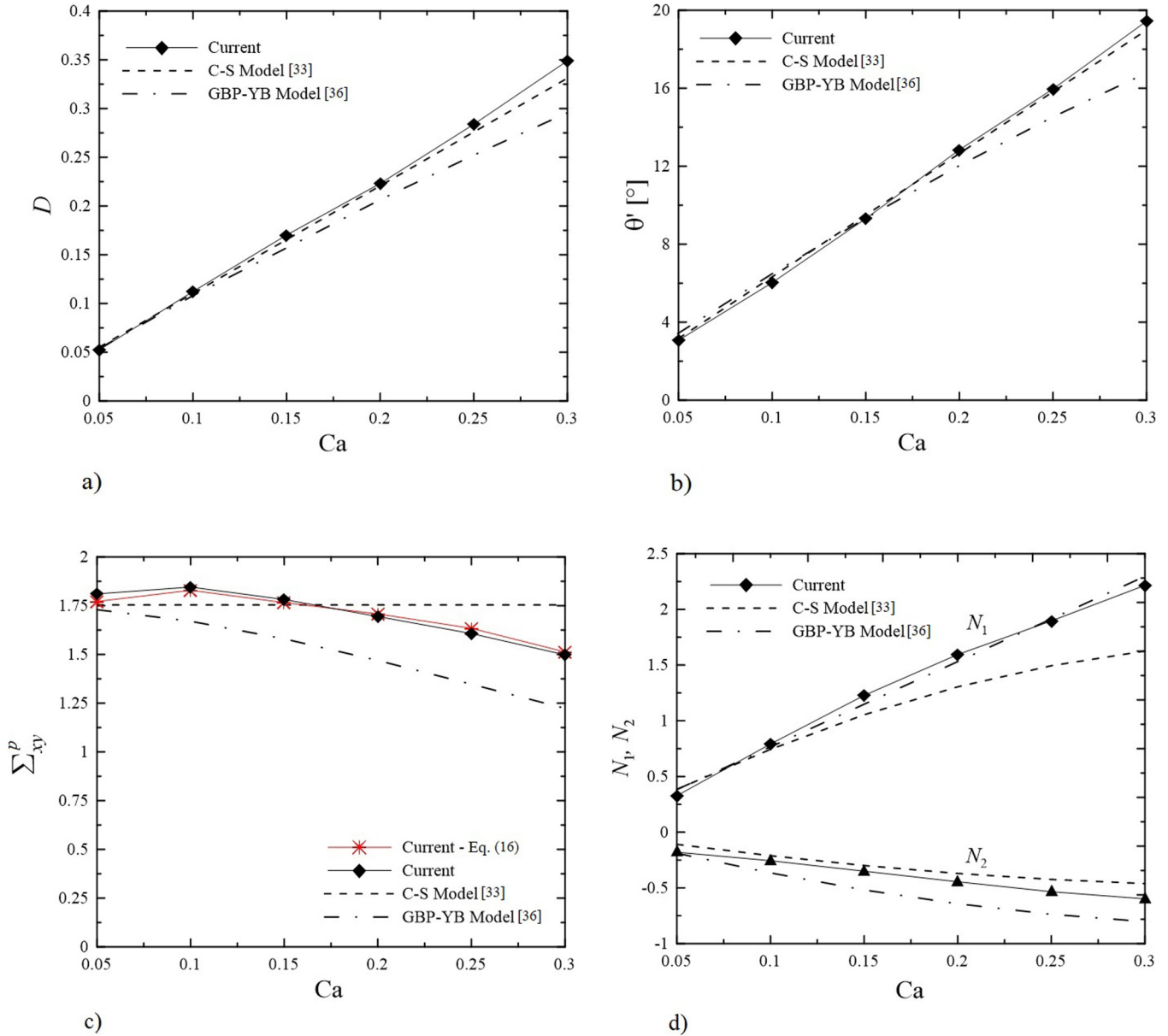


FIG. 2. Deformation parameter (a), drop orientation (b), excess shear stress (c), and normal stress differences (d) given as functions of the capillary number. The present results are compared with the C-S model [33] and the GBP-YB model [36]. The excess stresses in (c) are scaled with the quantity $\eta\dot{\gamma}\phi$, while normal stresses (d) are scaled with the volume fraction ϕ .

In Fig. 2(c), we observe that the C-S model provides an excess stress that is independent of Ca (see the corresponding dashed line), contrarily to the GBP-YB model which correctly reproduces the shear-thinning behavior. Moreover, we note that for very low Ca both models and the present numerical results (diamond symbols) roughly predict the same excess stress Σ_{xy}^p (i.e., the same excess viscosity η_e). As Ca increases, the simulations capture the expected shear-thinning behavior although the simulation data are consistently larger than the values provided by the GBP-YB model. A similar discrepancy was also observed by Li and Sarkar [24] for a numerical model system analogous to the present one (same values of the domain confinement but the larger value of the Reynolds number, $Re = 0.1$). Additionally, in the same figure, we show the excess stress evaluated by means of Eq. (16) (red symbols). The good agreement with the

values calculated by means of Eq. (12) is excellent over the whole range of capillary number considered, which indirectly highlights the reliability of the methodology adopted to evaluate the quantities appearing in expression (12).

With regard to the normal stress differences, from Fig. 2(d) we observe an excellent agreement between our predictions (diamond symbols) and the GBP-YB model in terms of N_1 in the whole range of Ca , while the C-S model provides an underestimation of N_1 if compared to the other sets of data. Regarding the second normal stress difference, N_2 , the present simulations (filled triangles) provide values lying in between those predicted by the two theoretical models.

Overall, we can conclude that the present numerical approach is in qualitative agreement with both the C-S and the GBP-YB models. At large Ca however, a certain deviation is observed, which is expected since the theoretical

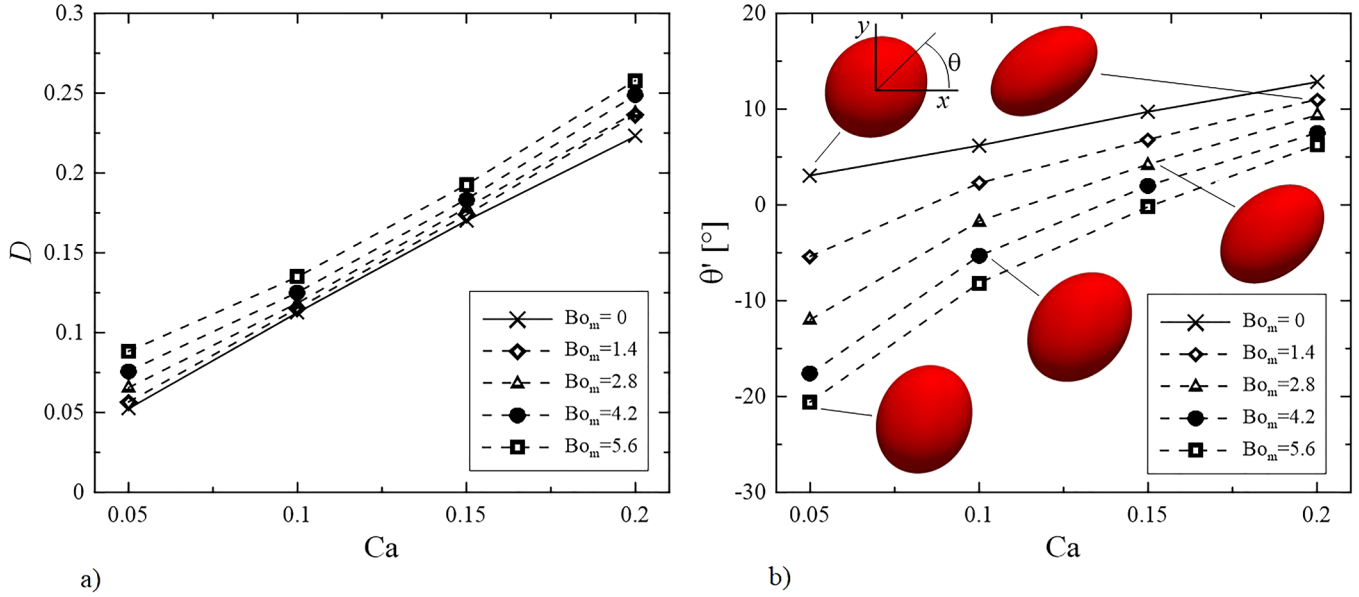


FIG. 3. Deformation (a) and orientation (b) as a function of Ca for different values of the magnetic Bond number, Bo_m . $\chi = 0.5$. Some representative images of the drops for different conditions have been added in (b).

models were conceived in the framework of small Ca theories.

B. Emulsion rheology in the presence of the magnetic field

The accuracy of the FF solver was already assessed by Capobianchi *et al.* [40] considering a FF droplet undergoing deformation under the effect of a spatially uniform magnetic field and the absence of flow. The results were compared with the experiment of Afkhami *et al.* [54] and the calculations of Rowghanian *et al.* [55] under the assumption of linearly magnetizable material (confirmed by the experimental observations of [54], whose magnetization curves are shown in Appendix B) and for a value of the magnetic susceptibility $\chi = 0.8903$, which was considered during the experiments of Afkhami *et al.* [54] and ensuing calculations of Rowghanian *et al.* [55]. In the following, however, we shall consider a smaller susceptibility ($\chi = 0.5$) since for large magnetic Bond numbers and $\chi = 0.8903$ we observed the presence of an instability which would deserve a separate investigation. The range of magnetic fields considered (i.e., the range of Bo_m in practice) will be the same as in Capobianchi *et al.* [40] for which we assume the validity of the magnetic linear constitutive equation. All other material parameters are the same as in the cases of Sec. V A (the interested reader will find in Appendix B some considerations about the dimensional values corresponding to these dimensionless quantities). Additionally, it is worth mentioning that for the fluid pair adopted by Afkhami *et al.* [54] in their low-magnetization regime, appreciable drop interface displacements would appear for millimeter-sized drops or moderately smaller. Nevertheless, using different fluid pairs, the interfacial tension can be drastically lowered and drop deformations can be appreciably large even for micrometer-sized drops upon the application of moderate magnetic fields [47].

Considerations regarding the values of drop deformation to be expected in actual experiments using both the parameters reported in Afkhami *et al.* [54] and in Zakinyan and Dikansky [47] can be found in Appendix B.

Figure 3(a) shows the deformation, D versus Ca for different values of the magnetic Bond number, Bo_m . It can be seen, as expected, that for a fixed Bo_m the deformation increases monotonically with Ca due to the increased shear stress in the face of a constant interfacial tension. Essentially, the trends are therefore congruent with the behavior observed for the nonmagnetic case shown in Fig. 2(a). Analogously, a monotonic increase is observed also for increasing values of Bo_m for fixed values of Ca since the magnetic stresses act to “stretch” the drop in the direction of the imposed magnetic vector field, thereby contributing to increment the drop surface while forcing it to be oriented toward the vertical axis due to the presence of a magnetic torque. In this regard, Fig. 3(b) shows the corresponding orientation θ' . Again, we note a similar monotonic behavior with Ca , while θ' decreases for increasing Bo_m for each value of Ca . Moreover, it is worthwhile highlighting that for most of the conditions considered here θ' is negative ($\theta > 45^\circ$). Only for $Ca = 0.2$ the orientation θ' is positive for all values of Bo_m due to increasingly strong viscous effects which act to orient the drop toward the direction of the imposed shear. Some of the shapes obtained for different combinations of Ca and Bo_m have been added to the figure for the sake of clarity.

As a result of the relevant modification of the droplet morphology induced by the additional magnetic stresses, the rheological properties of the emulsion are expected to be substantially different from those observed in the absence of magnetic effects. In this regard, in Fig. 4(a), we show the particle excess shear stress, Σ_{xy}^p , as a function of Ca for different values of the magnetic Bond number obtained by means of the current model (open symbols) and compare them with the values obtained by means of Eq. (16) (closed symbols). In

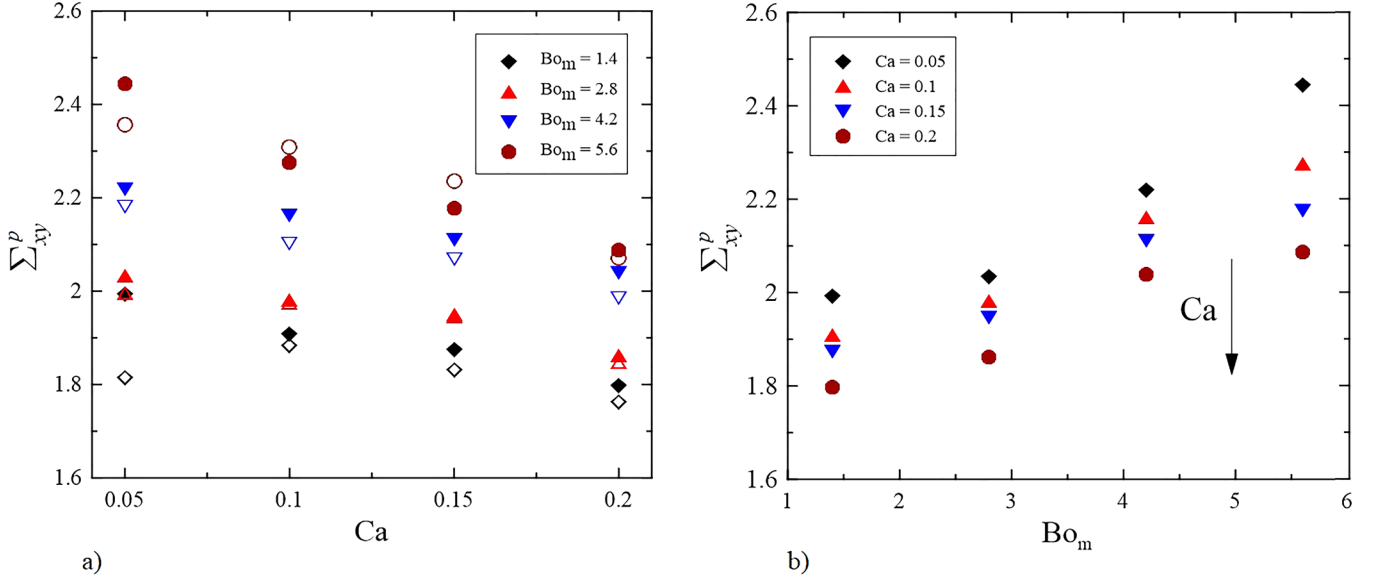


FIG. 4. (a) Excess shear stress as a function of Ca for different Bo_m . (b) Excess shear stress as a function of Bo_m for different Ca. $\chi = 0.5$. Open symbols represent data obtained from Eq. (12), while data represented with closed symbols were obtained through Eq. (16). Data shown are scaled with the quantity $\eta\dot{\gamma}\phi$.

general, we notice a shear-thinning behavior, although the relative variations of Σ_{xy}^p with Ca are less pronounced than those obtained in the absence of magnetic effects [cf. Fig. 2(c)], with the exception of the results obtained with the present model for low Ca regime, here represented by $Bo_m = 1.4$ [cf. Fig. 4(a)]. Such discrepancy can be attributed to the numerical error associated with the evaluation of the components of the vector normal to the drop interface when the interfacial tension is predominant with respect to the other constraints, which is a typical drawback of interface capturing techniques such as VOF and level-set methods (see, e.g., [63] and [65]). Nevertheless, it is worth pointing out that the trend obtained through Eq. (16) is consistent with that obtained through the adoption of the model in all the other cases, i.e., it exhibits monotonic decreasing behavior in the whole range of Ca.

From Fig. 4(b), where we report the excess shear stress obtained by means of Eq. (16) for all values of Bo_m , we can infer that Σ_{xy}^p increases for increasing Bo_m for a fixed Ca. In particular, with reference to Fig. 4(b), we notice a monotonic increase (“magneto-thickening”), roughly cubic behavior, suggesting the possibility to model the emulsion viscosity with an equation like

$$\frac{\eta_e}{\eta} \approx 1 + \phi \Sigma_{xy}^{p,(0,0)} + \phi (K_{\chi,1} Bo_m + K_{\chi,2} Bo_m^2 + K_{\chi,3} Bo_m^3), \quad (23)$$

which applies for fixed capillary numbers. Here, $\Sigma_{xy}^{p,(0,0)}$ represents the excess stress when $Bo_m \rightarrow 0$, while $K_{\chi,i}$ ($i = 1, 2, 3$) are constants of proportionality which are expected to be dependent on the magnetic susceptibility (it appears reasonable, in fact, to expect an increase of η_e with χ since larger values of χ lead to larger magnetic stresses). However, we should recall that the present model is valid only for linearly magnetizable fluids, which limits the maximum value of χ (see, e.g., [57]). Finally, the direct linear proportionality to the volume fraction ϕ is a

consequence of the additive character of the model (12) (see, e.g., Batchelor [30] and Li and Sarkar [24] for additional information), and it seems reasonable to assume that such behavior is valid as far as dilute regimes are concerned.

We continue our discussion by showing the normal stress differences derived with our model. In this regard, in Fig. 5 we report N_1 , N_2 as a function of the capillary number for different Bo_m . From these plots, we immediately realize that the general trend observed for both normal stress differences resembles those observed in the case $Bo_m = 0$. Nevertheless, we note the presence of a reversal in the sign of both normal stresses in the range of small Ca for the larger values of Bo_m , i.e., for $Bo_m = 4.2, 5.6$. This is attributable to the fact that the magnetic torque, which counteracts the shearing of the imposed flow, forces the drop to be elongated and prominently oriented toward the vertical direction ($\theta' < 0$), thereby introducing a stress anisotropy enhanced toward the direction of the magnetic field. Moreover, by a direct comparison with Fig. 2(d), we observe that the extent of the normal stresses in the presence of magnetic field is in general different than that obtained in the absence of magnetic field. The continuous lines added represent polynomial cubic fits.

The same set of results can also be displayed versus Bo_m for fixed capillary number, as shown in Fig. 6, from which we can draw some interesting considerations. Figure 6(a), in particular, shows the trends for N_1 , and a comparison between the low- and high-Ca data, shows rather different behaviors. For the largest values of the capillary number, i.e., $Ca = 0.15$ and $Ca = 0.2$, we observe that N_1 increases with Bo_m . On the contrary, for the remaining values of Ca, the first normal stress difference decreases with Bo_m . These opposite behaviors can be ascribed to the configuration assumed by the drop for different flow conditions stemming from the competition between magnetic and viscous forces. For increasing capillary numbers, in fact, we have seen that the orientation θ' increases monotonically. Therefore, for large values of Ca, the anisotropy of the system is enhanced in the direction of the mean flow (x -direction), thereby

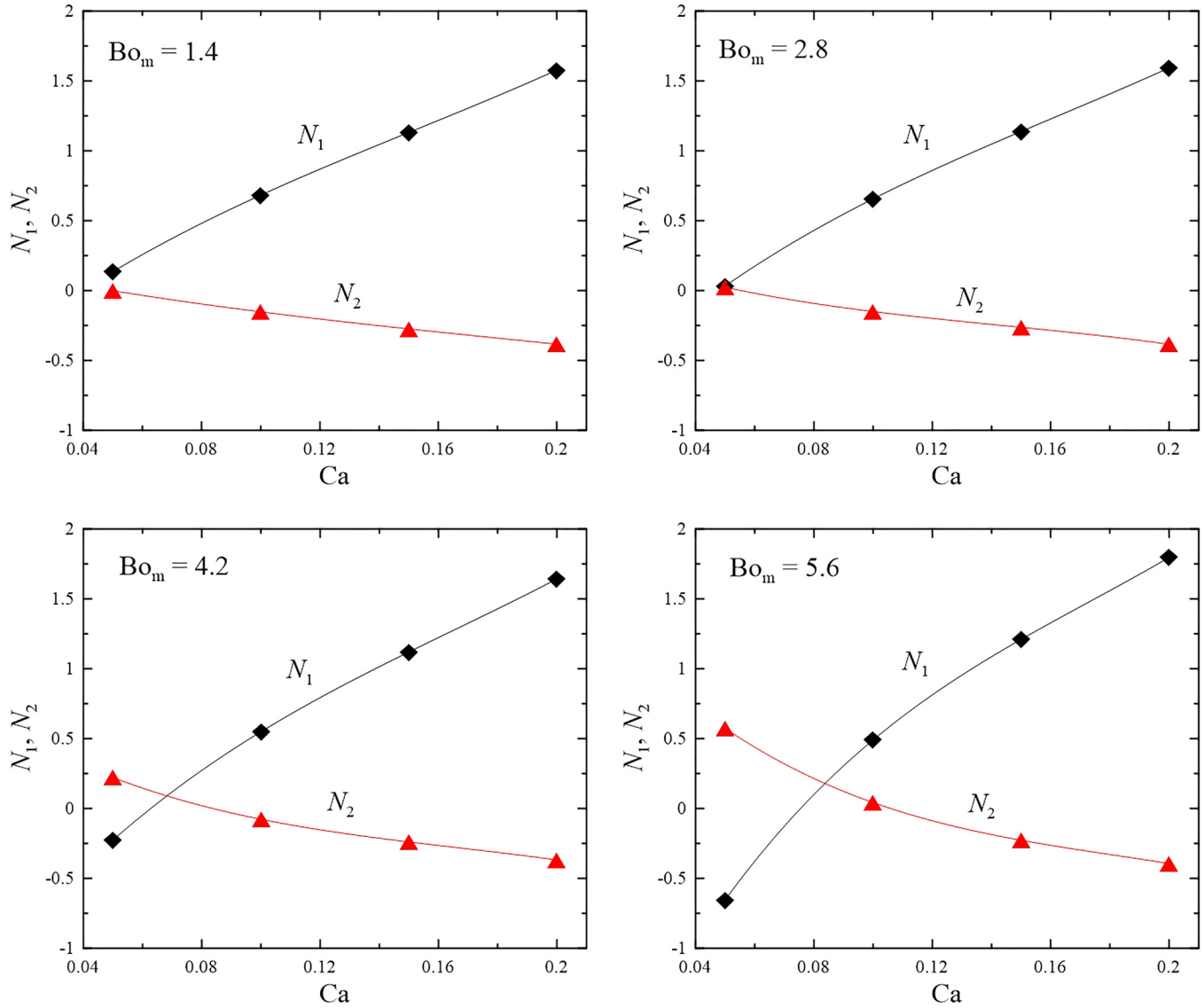


FIG. 5. First and second normal stress differences as a function of Ca for different Bo_m . $\chi = 0.5$. The lines represent cubic fits. Data are scaled with the volume fraction ϕ .

promoting the increment of $N_1 = \Sigma_{xx} - \Sigma_{yy}$ (note that for $Ca = 0.2$, θ' was found to be always positive). On the contrary, in the opposite case scenario small capillary numbers lead to a decrease in the orientation ($\theta' < 0$); therefore, the anisotropy of the system is enhanced in the direction of the magnetic field, thereby favoring the increment of the vertical normal stress Σ_{yy} compared to the Σ_{xx} component. This circumstance, therefore, leads to a progressive reduction of N_1 when Bo_m is increased. Regarding the results for N_2 shown in Fig. 6(b), we observe that opposite considerations apply. When Ca is sufficiently small, N_2 increases with Bo_m due to the increase of Σ_{yy} , conversely, for increasing Ca , Σ_{yy} is progressively decreased and the increments of N_2 become less pronounced.

C. Rheological functions in the presence of magnetic field: Comparison with the existing theoretical models

In Sec. I, it has been mentioned that Cunha *et al.* [43] and Ishida and Matsunaga [44] have derived models for the same

type of emulsion considered here using the approach detailed in Batchelor [30]. However, these authors relied on the formulation introduced by Kennedy *et al.* [60], in which the quantity inside the surface integral appearing in Eq. (3) is rewritten as $x_j \Delta t_i$ upon the application of the divergence theorem, where Δt_i is the interface traction jump. In this formulation, the stress was already reduced to the rightmost (volume) integral appearing in Eq. (3) upon the hypothesis of negligible inertia and uniform body force mentioned before (we recall that, contrarily, we found advisable retaining the body force term since the magnetic body force is not uniform throughout the flow domain). In spite of the fact that both Cunha *et al.* [43] and Ishida and Matsunaga [44] shared the same starting point, they followed different routes and came across different formulations for the magnetic extra-stress tensor: in Cunha *et al.* [43], in fact, the magnetic extra-stress tensor is proportional to the square of the magnetic field intensity, H^2 . On the other hand, Ishida and Matsunaga [44] derived their model relying on the fact that in their numerical framework the interface is not sharp and therefore

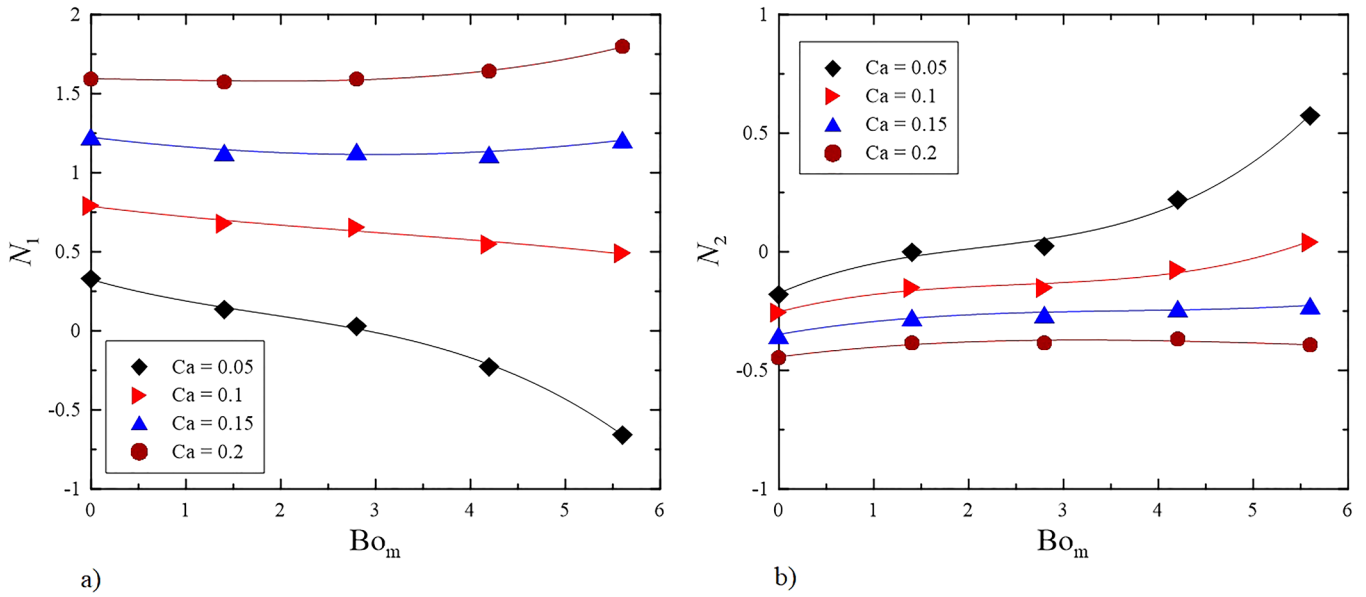


FIG. 6. First and second normal stress differences as a function of Bo_m for different Ca . $\chi = 0.5$. Data are scaled with the volume fraction ϕ .

they approximated the surface integral of the tensor $x_j \Delta t_i$ with a volume integral evaluated over the finite thickness interfacial layer. As a result, their magnetic contribution to the particle stress tensor resembles the one derived in the present work (formulation in the framework of our numerical approach) with the difference of being transposed and having the opposite sign with respect to ours.

A comparison with the stress calculation using the integral formulation detailed in Eqs. (15) and (16) has shown the reliability of the formulations reported in Cunha *et al.* [43] and Ishida and Matsunaga [44] in providing accurate prediction of the total shear extra stress, circumstance that has been encountered also with our model. Hence, we can argue that all models are capable of providing similar predictions of this

quantity. Regarding the normal stress differences, Cunha *et al.* [43] have reported positive increasing values for N_1 (their setup was two-dimensional, hence N_2 was not contemplated) for increasing capillary number. On the other hand, Ishida and Matsunaga [44] considered three-dimensional configurations, but no reversal of the signs of N_1 , N_2 was observed. Since their magnetic extra-stress tensor shares a similar structure to the one determined in this work, being only transposed and changed in sign, the occurrence of a different behavior in terms of normal stress differences can be expected.

In Fig. 7, we show the normal stress differences versus capillary number calculated for our flow conditions adopting the model of Cunha *et al.* [43] (dashed lines) for the cases

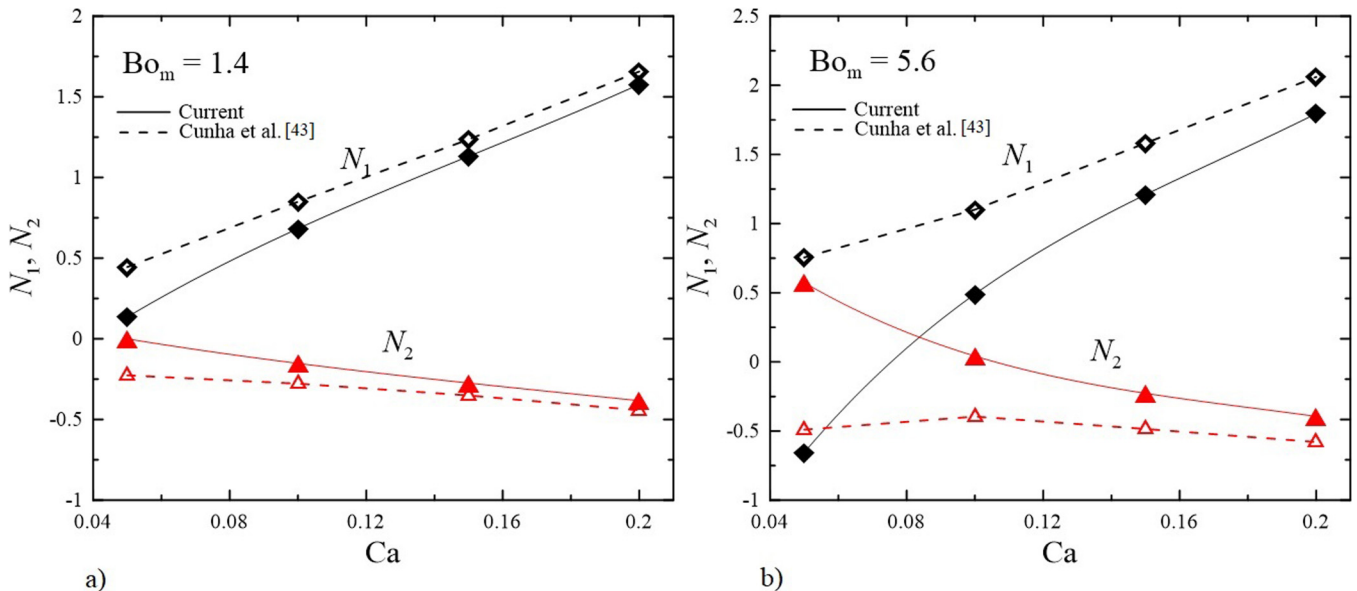


FIG. 7. Comparison in terms of first and second normal stress differences with the model of Cunha *et al.* [43] as a function of Ca for $Bo_m = 1.4$, $Bo_m = 5.6$, and $\chi = 0.5$. Data are scaled with the volume fraction ϕ .

$Bo_m = 1.4$ and $Bo_m = 5.6$ compared to our findings (continuous lines). It appears clear that both models predict similar trends, nevertheless, in line with the previous two-dimensional findings of Cunha *et al.* [43], also in these conditions reversal of normal stresses was not observed [cf. Fig. 7(b)]. Completely analogous trends were found for the intermediate values of Bo_m which are not reported here for the sake of brevity. Regarding shear stresses, the model of Cunha *et al.* [43] provided results essentially identical to those obtained with our model and shown in Fig. 4, with relative differences contained within 1%.

VI. CONCLUSIONS

The rheological properties of a dilute emulsion composed of FF droplets suspended in a nonmagnetizable fluid have been investigated numerically considering uniform magnetic fields applied in the direction transverse to the imposed shear. Three-dimensional simulations have been carried out with a multiphase OpenFOAM code previously developed by Capobianchi *et al.* [40] capable of dealing with interfacial flows in the presence of FF phases. A novel model for the bulk rheology of the emulsion based on the early work of Batchelor [30] has been derived assuming Newtonian behavior for both phases, negligible inertia and linearly magnetizable fluids.

The accuracy of the multiphase numerical framework in a three-dimensional setup has been initially tested in the absence of magnetic effects against the models of Choi and Schowalter [34] and Yu *et al.* [36] for a isodense and isoviscous system. A general good agreement in terms of droplet morphology (deformation and orientation) and bulk rheology was found in a fairly broad range of capillary number. Subsequently, we imposed different moderate uniform magnetic fields while setting a magnetic susceptibility $\chi = 0.5$, held constant throughout the whole study. In line with the previous two-dimensional calculations of Capobianchi *et al.* [40] and Cunha *et al.* [43], as well as with the three-dimensional computations of Ishida and Matsunaga [44], the droplet morphology was found to be significantly affected by the presence of magnetic stresses. In particular, it was found that magnetic effects contribute to enhance the drop deformation and orient it along the direction of the imposed magnetic field. Consequently, the rheological properties of the emulsion were found to be different from those observed for nonmagnetizable fluids. In line with the nonmagnetic case, the excess shear stress was found to be a monotonic decreasing function of Ca (for each value of Bo_m); nevertheless, the relative reduction of viscosity appeared to be less pronounced than the corresponding situation where the magnetic field was not considered. Arguably, a larger magnetization could lead to the opposite scenario, i.e., to the appearance of a shear-thickening behavior.

Calculation of the excess shear stresses obtained with the present model provided results that are in good agreement with the direct calculation of the stresses, thereby indicating the reliability of the present model. Calculations of the excess shear stress obtained with the model proposed by Cunha *et al.* [43] also provided results in line with the

present model in the whole range of parameters considered. Conversely, for constant values of Ca , the excess shear stresses were found to be a monotonic increasing function of Bo_m (magneto-thickening behavior), and the available data suggested a cubic dependence with this latter parameter. On the basis of this observation, we proposed a simple constitutive equation for the emulsion describing its viscosity as a function of the applied magnetic field, i.e., as a function of Bo_m while keeping constant the imposed shear.

In terms of normal stresses, our model predicted a reversal of the sign of both first and second normal stress differences with respect to those obtained for the nonmagnetizable case for those conditions in which the imposed magnetic force prevails over the viscous force. We concluded that such behavior can be ascribed to the strong anisotropy introduced by the magnetic stresses which contribute to deform and orient the drop toward the direction of the magnetic field.

ACKNOWLEDGMENTS

F.T.P. wishes to thank Centro de Estudos de Fenómenos de Transporte for financial support through Project Nos. UIDB/00532/2020 and UIDP/00532/2020. M.S.N.O. acknowledges funding from the Glasgow Research Partnership in Engineering (GRPe). The authors report no conflicts of interest.

APPENDIX A: THE C-S AND THE GBP-YB MODELS

Here, we report the C-S model of [33] and the GBP-YB model of [36] adopted in the validation section for the convenience of the reader.

1. The C-S model

Choi and Schowalter [33] developed a rheological model for emulsion in steady shear Stokes flow based on the small deformation perturbation analysis. As the volume fraction $\phi \rightarrow 0$, the rheological functions vary linearly with volume fraction ϕ . Consider the viscosity ratio $\lambda = 1$, the interfacial rheological functions are reduced to

$$\Sigma_{xy}^{C-S} = \frac{\eta_e^{C-S}}{\eta} = \frac{7}{4} \phi, \quad (A1)$$

$$N_1^{C-S} = \frac{245}{32} \frac{Ca}{(1+Z^2)} \phi, \quad (A2)$$

$$N_2^{C-S} = -\frac{35}{16} \frac{Ca}{(1+Z^2)} \phi, \quad (A3)$$

where

$$Z = \frac{35}{16} Ca. \quad (A4)$$

2. The GBP-YB model

Based on Grmela *et al.* [35] morphological tensor model, Yu *et al.* [36] calculated the interfacial rheological functions

for emulsion in shear Stokes flow. Shear-rate dependence of viscosity is taken into account. The expressions for these functions are

$$\Sigma_{xy}^{\text{GBP-YB}} = \frac{\eta_e^{\text{GBP-YB}}}{\eta} = \frac{128}{35} \frac{\phi}{S}, \quad (\text{A5})$$

$$N_1^{\text{GBP-YB}} = 16 \frac{\phi}{S} \text{Ca}, \quad (\text{A6})$$

$$N_2^{\text{GBP-YB}} = -\frac{1}{2} N_1^{\text{GBP-YB}}, \quad (\text{A7})$$

where

$$S = (10 - 7\phi) \left(\text{Ca}^2 + \frac{256}{1225} \right). \quad (\text{A8})$$

APPENDIX B: FERROFLUID CODE VALIDATION

In this appendix, we report the magnetization (high- and low-field intensity) curves reported in [54] which are also relevant for the present study, as we have referred to the same type of FF for our numerical simulations, and the validation of the code developed by [40] against the experiments of [54]. In this regard, in Figs. 8(a) and 8(b), we report the results of the measurements of [54] for the magnetization for both high [Fig. 8(a)] and low [Fig. 8(b)] magnetic field intensity. In our numerical simulations, the applied magnetic field was always constant and set to a value $H = 750$ A/m, i.e., within the limit of the small magnetization curve. Nevertheless, we should observe that in an actual emulsion the dimension of the drops is expected to be several orders of magnitude smaller than that considered here. Thus, it is necessary to check whether for an emulsion with droplets having reasonably small size, the

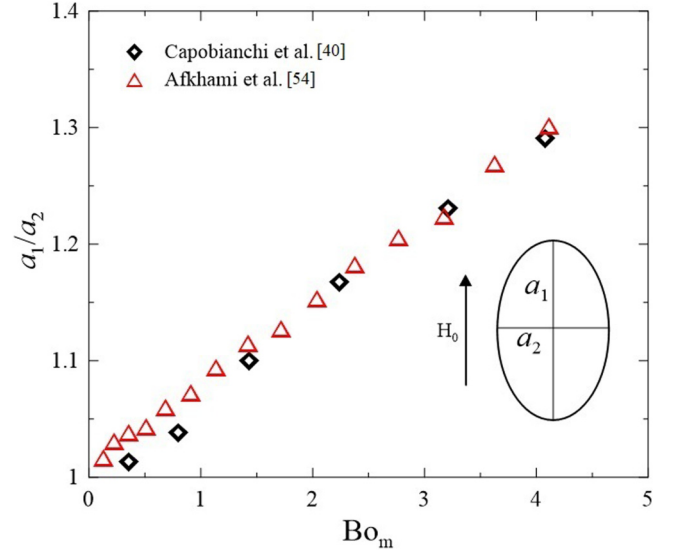


FIG. 9. Deformation of a FF droplet immersed on a nonmagnetizable fluid as a function of the magnetic Bond number. Comparison between the numerical results of [40] and the experiments of [54].

values of the relative magnetic Bond number are reasonably large for the intensity of the magnetic field that are in the limit of low fields intensity. Thus, considering the largest magnetic field reported in Fig. 8(b), i.e., $H \approx 6$ kA/m, and the interfacial tension the value of $\sigma \approx 10$ mN/m (cf. [54] and [55]), we infer that the droplet dimension should be in the range $O(10^{-4})$ m to $O(10^{-3})$ m to obtain the order of magnitude of the magnetic Bond numbers considered in this work. With a fluid pair having a smaller interfacial tension, see, for instance, [47,66], smaller droplet sizes would lead to similar values of Bo_m . For instance, Zakinyan and Dikansky [47] reported a value of the interfacial tension, $\sigma = 10^{-3}$ mN/m, for their system composed by drops of a kerosene-based FF dispersed in a FH51 aviation oil. They were able to produce significant

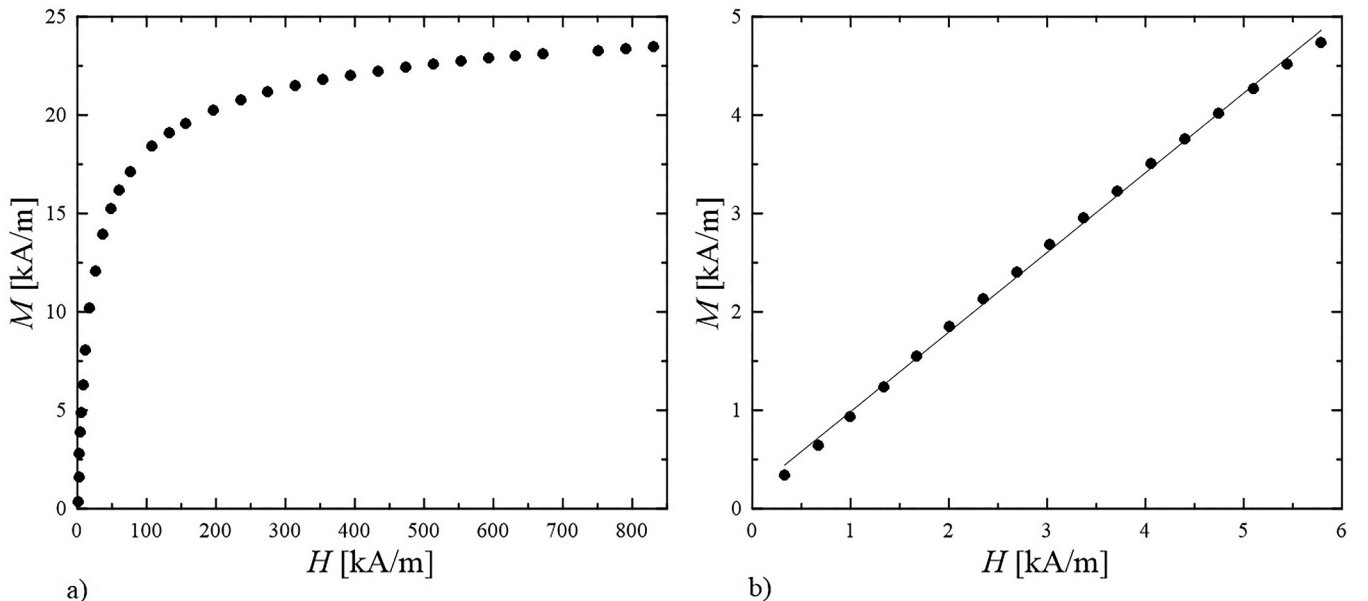


FIG. 8. High (a) and low (b) field magnetization curves for the 7 vol. % magnetite (Fe_3O_4) particles with a mean diameter of 7.2 nm dispersed in glycerol ($\mu_{\text{glyc}} \simeq \mu_0$) determined by [54].

displacement of micrometer-sized drops with the application of relatively low magnetic fields (order of few kA/m or smaller).

Figure 9 shows the deformation of a FF drop surrounded by a nonmagnetizable fluid measured as the ratio between the major and minor axes (refer to the inset). The red symbols are representative of the experiments of [54], while the black ones are the simulation carried out by [40]. The value of the magnetic susceptibility was $\chi = 0.8903$, as reported by the measurements of [54]. Apart from a small discrepancy at the low- B_{0m} regime ($B_{0m} < 1$), which can be attributed to the aforementioned problem related to the interface-capturing numerical methodology adopted here, the two sets of results are in fairly good agreement.

REFERENCES

- [1] Einstein, A., "Eine neue bestimmung der moleküldimensionen," *Ann. Phys.* **324**, 289–306 (1906).
- [2] Einstein, A., "Berichtigung zu meiner arbeit: 'eine neue bestimmung der moleküldimensionen'," *Ann. Phys.* **339**, 591–592 (1911).
- [3] Taylor, G. I., "The viscosity of a fluid containing small drops of another fluid," *Proc. R. Soc. London, Ser. A* **138**, 41–48 (1932).
- [4] Derkach, S., "Rheology of emulsions," *Adv. Colloid Interface Sci.* **151**, 1–23 (2009).
- [5] Guy, B., M. Hermes, and W. Poon, "Towards a unified description of the rheology of hard-particle suspensions," *Phys. Rev. Lett.* **115**, 088304 (2015).
- [6] Mewis, J., and N. J. Wagner, "Shear thickening," in *Colloidal Suspension Rheology*, Cambridge Series in Chemical Engineering (Cambridge University, Cambridge, 2011).
- [7] Laun, H. M., "Rheological properties of aqueous polymer dispersions," *Angew. Makromol. Chem.* **123**, 335–359 (1984).
- [8] Zarraga, I. E., D. A. Hill, and D. T. Leighton, "The characterization of the total stress of concentrated suspensions of noncolloidal spheres in Newtonian fluids," *J. Rheol.* **44**, 185–220 (2000).
- [9] Pan, Z., H. de Cagny, M. Habibi, and D. Bonn, "Normal stresses in shear thickening granular suspensions," *Soft Matter* **13**, 3734–3740 (2017).
- [10] Mari, R., R. Seto, J. F. Morris, and M. M. Denn, "Shear thickening, frictionless and frictional rheologies in non-Brownian suspensions," *J. Rheol.* **58**, 1693–1724 (2014).
- [11] Boromand, A., S. Jamali, B. Grove, and J. M. Maia, "A generalized frictional and hydrodynamic model of the dynamics and structure of dense colloidal suspensions," *J. Rheol.* **62**, 905–918 (2018).
- [12] Shahrivar, K., J. R. Morillas, Y. Luengo, H. Gavilan, P. Morales, C. Bierwisch, and J. de Vicente, "Rheological behavior of magnetic colloids in the borderline between ferrofluids and magnetorheological fluids," *J. Rheol.* **63**, 547–558 (2019).
- [13] Ilg, P. and S. Odenbach, "Ferrofluid structure and rheology," in *Colloidal Magnetic Fluids: Basics, Development and Application of Ferrofluids*, edited by S. Odenbach (Springer Berlin Heidelberg, 2009), pp. 1–7.
- [14] Rosensweig, R., R. Kaiser, and G. Miskolczy, "Viscosity of magnetic fluid in a magnetic field," *J. Colloid Interface Sci.* **29**, 680–686 (1969).
- [15] McTague, J. P., "Magnetoviscosity of magnetic colloids," *J. Chem. Phys.* **51**, 133–136 (1969).
- [16] Shliomis, M., "Effective viscosity of magnetic suspensions," *Sov. Phys. JETP* **34**, 1291–1294 (1972).
- [17] Brenner, H., and M. Weissman, "Rheology of a dilute suspension of dipolar spherical particles in an external field. ii. effects of rotary Brownian motion," *J. Colloid Interface Sci.* **41**, 499–531 (1972).
- [18] Martsenyuk, M., Y. Raikher, and M. Shliomis, "On the kinetics of magnetization of suspension of ferromagnetic particles," *Sov. Phys. JETP* **34**, 1291–1294 (1972).
- [19] Zubarev, A. Y., and L. Y. Iskakova, "Rheological properties of ferrofluids with microstructures," *J. Phys.: Condens. Matter* **18**, S2771–S2784 (2006).
- [20] Zubarev, A. Y., "Theory of magnetic fluids with chain aggregates," *Magneto hydrodynamics* **28**, 18–23 (1992).
- [21] Odenbach, S., T. Rylewicz, and H. Rath, "Investigation of the weissenberg effect in suspensions of magnetic nanoparticles," *Phys. Fluids* **11**, 2901–2905 (1999).
- [22] Loewenberg, M., and E. J. Hinch, "Numerical simulation of a concentrated emulsion in shear flow," *J. Fluid Mech.* **321**, 395–419 (1996).
- [23] Zinchenko, A., and H. D. Robert, "Large-scale simulations of concentrated emulsion flows," *Philos. Trans. R. Soc., A* **361**, 813–845 (2003).
- [24] Li, X., and K. Sarkar, "Effects of inertia on the rheology of a dilute emulsion of drops in shear," *J. Rheol.* **49**, 1377–1394 (2005).
- [25] Taylor, G. I., "The formation of emulsions in definable fields of flow," *Proc. R. Soc. London, Ser. A* **146**, 501–523 (1934).
- [26] Oldroyd, J. G., "The elastic and viscous properties of emulsions and suspensions," *Proc. R. Soc. London, Ser. A* **218**, 122–132 (1953).
- [27] Schowalter, W., C. Chaffey, and H. Brenner, "Rheological behavior of a dilute emulsion," *J. Colloid Interface Sci.* **26**, 152–160 (1968).
- [28] Frankel, N. A., and A. Acrivos, "The constitutive equation for a dilute emulsion," *J. Fluid Mech.* **44**, 65–78 (1970).
- [29] Cox, R. G., "The deformation of a drop in a general time-dependent fluid flow," *J. Fluid Mech.* **37**, 601–623 (1969).
- [30] Batchelor, G. K., "The stress system in a suspension of force-free particles," *J. Fluid Mech.* **41**, 545–570 (1970).
- [31] Mellema, J., and M. Willemse, "Effective viscosity of dispersions approached by a statistical continuum method," *Physica A* **122**, 286–312 (1983).
- [32] Onuki, A., "Viscosity enhancement by domains in phase-separating fluids near the critical point: Proposal of critical rheology," *Phys. Rev. A* **35**, 5149–5155 (1987).
- [33] Choi, S., and W. Schowalter, "Rheological properties of nondilute suspensions of deformable particles," *Phys. Fluids* **18**, 420–427 (1975).
- [34] Maffettone, P., and M. Minale, "Equation of change for ellipsoidal drops in viscous flow," *J. Nonnewton. Fluid Mech.* **78**, 227–241 (1998).
- [35] Grmela, M., M. Bousmina, and J. Palierne, "On the rheology of immiscible blends," *Rheol. Acta* **40**, 560–569 (2001).
- [36] Yu, W., M. Bousmina, M. Grmela, J. Palierne, and C. Zhou, "Quantitative relationship between rheology and morphology in emulsions," *J. Rheol.* **46**, 1381–1399 (2002).
- [37] Taylor, G. I., A. D. McEwan, and L. N. J. de Jong, "Studies in electrohydrodynamics. I. The circulation produced in a drop by an electric field," *Proc. R. Soc. London, Ser. A* **291**, 159–166 (1966).
- [38] Torza, S., R. G. Cox, S. G. Mason, and G. I. Taylor, "Electrohydrodynamic deformation and bursts of liquid drops," *Philos. Trans. R. Soc., A* **269**, 295–319 (1971).
- [39] Vlahovska, P. M., "On the rheology of a dilute emulsion in a uniform electric field," *J. Fluid Mech.* **670**, 481–503 (2011).
- [40] Capobianchi, P., M. Lappa, and M. S. Oliveira, "Deformation of a ferrofluid droplet in a simple shear flow under the effect of a constant magnetic field," *Comput. Fluids* **173**, 313–323 (2018).
- [41] Hassan, M. R., J. Zhang, and C. Wang, "Deformation of a ferrofluid droplet in simple shear flows under uniform magnetic fields," *Phys. Fluids* **30**, 092002 (2018).

- [42] Cunha, L. H. P., I. R. Siqueira, T. F. Oliveira, and H. D. Cenicerós, “Field-induced control of ferrofluid emulsion rheology and droplet break-up in shear flows,” *Phys. Fluids* **30**, 122110 (2018).
- [43] Cunha, L. H. P., I. R. Siqueira, F. R. Cunha, and T. F. Oliveira, “Effects of external magnetic fields on the rheology and magnetization of dilute emulsions of ferrofluid droplets in shear flows,” *Phys. Fluids* **32**, 073306 (2020).
- [44] Ishida, S., and D. Matsunaga, “Rheology of a dilute ferrofluid droplet suspension in shear flow: Viscosity and normal stress differences,” *Phys. Rev. Fluids* **5**, 123603 (2020).
- [45] Ivanov, A., O. Kuznetsova, and I. Subbotin, “Magnetic properties of ferrofluid emulsions: Model of non-interacting droplets,” *Magneto hydrodynamics* **47**, 129–134 (2011).
- [46] Ivanov, A., O. Kuznetsova, and I. Subbotin, “Magnetic properties of ferrofluid emulsions: The effect of droplet elongation,” *Magneto hydrodynamics* **49**, 287–292 (2013).
- [47] Zakinyan, A., and Y. Dikansky, “Drops deformation and magnetic permeability of a ferrofluid emulsion,” *Colloids Surf., A* **380**, 314–318 (2011).
- [48] Subbotin, I. M., “Magnetic permeability of inverse ferrofluid emulsion: An influence of interdroplet interaction,” *Magneto hydrodynamics* **54**, 131–135 (2018).
- [49] Subbotin, I. M., “Magnetic permeability of inverse ferrofluid emulsion: Nonlinear ferrofluid magnetization law,” *J. Magn. Magn. Mater.* **502**, 166524 (2020).
- [50] Jain, N., C. K. Liu, B. S. Hawkett, G. G. Warr, and W. A. Hamilton, “Application of small-angle neutron scattering to the study of forces between magnetically chained monodisperse ferrofluid emulsion droplets,” *J. Appl. Crystallogr.* **47**, 41–52 (2014).
- [51] Zakinyan, A., Y. Dikansky, and M. Bedzhanyan, “Electrical properties of chain microstructure magnetic emulsions in magnetic field,” *J. Dispers. Sci. Technol.* **35**, 111–119 (2014).
- [52] Zakinyan, A. R., and A. A. Zakinyan, “Rotating field induced torque on ferrofluid emulsion with deformable dispersed phase microdrops,” *Sens. Actuators, A* **314**, 112347 (2020).
- [53] Afkhami, S., Y. Renardy, M. Renardy, J. S. Riffle, and T. St Pierre, “Field-induced motion of ferrofluid droplets through immiscible viscous media,” *J. Fluid Mech.* **610**, 363–380 (2008).
- [54] Afkhami, S., A. J. Tyler, Y. Renardy, M. Renardy, T. G. St. Pierre, R. C. Woodward, and J. S. Riffle, “Deformation of a hydrophobic ferrofluid droplet suspended in a viscous medium under uniform magnetic fields,” *J. Fluid Mech.* **663**, 358–384 (2010).
- [55] Rowghanian, P., C. D. Meinhart, and O. Campàs, “Dynamics of ferrofluid drop deformations under spatially uniform magnetic fields,” *J. Fluid Mech.* **802**, 245–262 (2016).
- [56] Qiu, M., S. Afkhami, C. Chen, and J. J. Feng, “Interaction of a pair of ferrofluid drops in a rotating magnetic field,” *J. Fluid Mech.* **846**, 121–142 (2018).
- [57] Stierstadt, K., and M. Liu, “Maxwell’s stress tensor and the forces in magnetic liquids,” *J. Appl. Math. Mech.* **95**, 4–37 (2015).
- [58] Mousavi, N. S. S., S. D. Khapli, and S. Kumar, “Direct observations of field-induced assemblies in magnetite ferrofluids,” *J. Appl. Phys.* **117**, 103907 (2015).
- [59] Rinaldi, C., and H. Brenner, “Body versus surface forces in continuum mechanics: Is the maxwell stress tensor a physically objective cauchy stress?,” *Phys. Rev. E* **65**, 036615 (2002).
- [60] Kennedy, M., C. Pozrikidis, and R. Skalak, “Motion and deformation of liquid drops, and the rheology of dilute emulsions in simple shear flow,” *Comput. Fluids* **23**, 251–278 (1994).
- [61] Rosensweig, R., *Ferrohydrodynamics*, Dover books on physics (Dover, New York, 2013).
- [62] Yamamoto, T., Y. Okano, and S. Dost, “Validation of the S-CLSVOF method with the density-scaled balanced continuum surface force model in multiphase systems coupled with thermocapillary flows,” *Int. J. Numer. Methods Fluids* **83**, 223–244 (2017).
- [63] Brackbill, J., D. Kothe, and C. Zemach, “A continuum method for modeling surface tension,” *J. Comput. Phys.* **100**, 335–354 (1992).
- [64] See the supplementary material at <https://www.scitation.org/doi/suppl/10.1122/8.0000226> for the complete validation study of the present numerical framework.
- [65] Ménard, T., S. Tanguy, and A. Berlemont, “Coupling level set/VOF/ghost fluid methods: Validation and application to 3D simulation of the primary break-up of a liquid jet,” *Int. J. Multiphase Flow* **33**, 510–524 (2007).
- [66] Flament, C., S. Lacis, J. C. Bacri, A. Cebers, S. Neveu, and R. Perzynski, “Measurements of ferrofluid surface tension in confined geometry,” *Phys. Rev. E* **53**, 4801–4806 (1996).